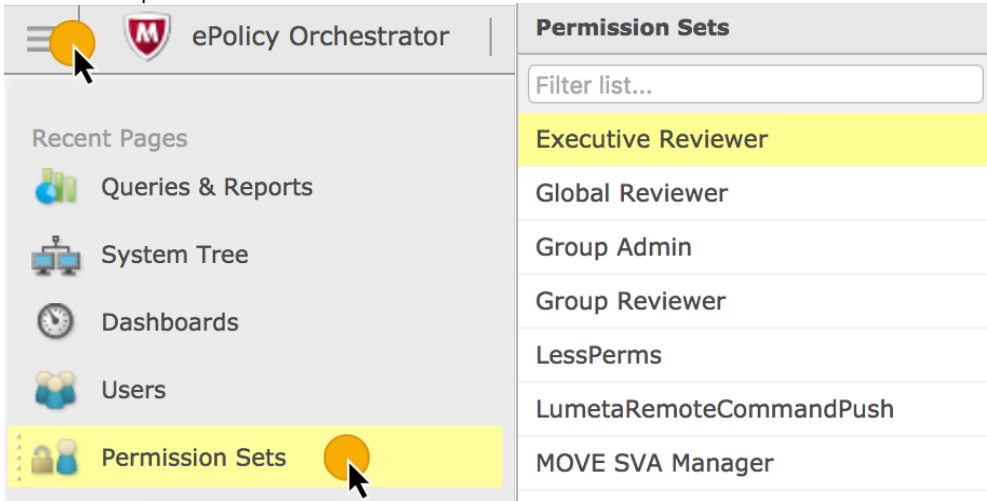



# Granting Permission to Use the Lumeta ePO Extension

An ePO user without Admin privileges can be granted permissions to use the Lumeta extension as follows:

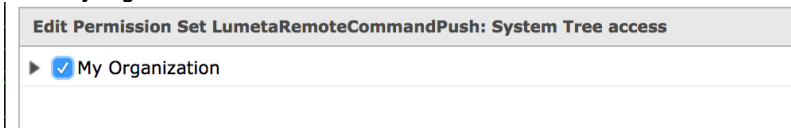
1. On the McAfee ePO server, click **Hamburger** icon > **Permission Sets**.  
Notice the new permission set created for this installed extension called "LumetaRemoteCommandPush."



2. Click **LumetaRemoteCommandPush** and on the right side options, click **Edit** for System Tree Access.



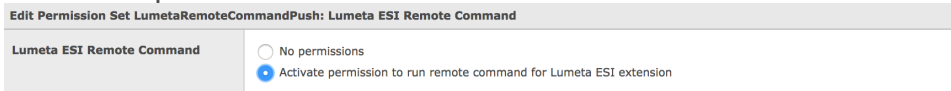
3. Select **My Organization** and click **Save**.



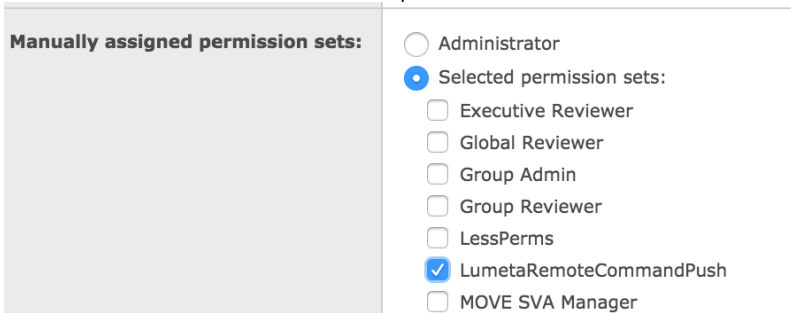
4. Select Lumeta Remote Command and click **Edit**.



5. Select "Activate permission to run remote command for Lumeta extension " and click **Save**.



6. Click **Hamburger** icon > **Users**.
7. Select the user that will be using the Lumeta extension and click **Actions** > **Edit**.
8. Select the **LumetaRemoteCommandPush** permission set and save the user.



Now you this particular user can configure the Lumeta extension in McAfee without admin permissions, and can get and post data to, from, and into ePO.